

Xiamen Goodcom Technogoly Co.Ltd

GSM SMS &GPRS Printer

Model No. GT5000S



Brief introduction:

This portable sms&gprs printer GT5000S is our hot item in the global market. We have successfully developed different software for different application, such as food takeaway/delivery service, hotel, taxi, lottery, bus tickets, bill payment, mobile airtime top-up/ recharge, mobile payment (deposit & withdraw), online shopping, etc.

Now we have cooperated with many customers from Europe, United States, Malaysia, Pakistan, South Korea, Japan, and mainland China with specific project.

This device supports Multilanguage: English, Spanish, Danish, Norwegian, Swedish, German, Italian, Portuguese, Russian, Azerbaidzhan, etc.

Hardware/software /Mechanical	Items	Technology standard
	CPU	SIM840W
	Memory	16M in the GSM module, more than 200 SMS can be saved, sent or received
	GSM modem	SIM840w
	Display	128*64 pixels
	Keyboard	24keys
	Battery	1100mAh Ni-MH battery, supports printing by battery supplied. Can be used for more than 72 hours in idle mode by battery supplied.
	Developing environment	OS of SIM840w for design
	Dimensions	200mm*80mm*65mm
	Weight	≈1.2kg
Power supply	AC input voltage	90V~250V AC
	Power adapter output	DC 12V/2A
Application environment	Operating temperature	-15℃~55℃
	Relative humidity	10%~95%
	Environment noise	≤60dB(A)
	Atmospheric pressure	86~106kPa
	RF transmit frequency	GSM850 824-849MHz E-GSM900 880-915MHz DCS1800 1710-1785MHz PCS1900 1850-1910MHz
	Frequency stability	<2.5ppm
	Receiver sensitivity	<-104dBm
	GSM protocol	ETSI GSM Phase 2+
	Transmit power	<2W(900MHZ), <1W(1800MHZ)

GSM parameters	SIM card interface	3V
	Antenna	SMA connector, 50Ω impedance, 3dB gain
Micro Printer	Printing method	Thermal-line dot method
	Paper	Thermal roll paper (standard) 57*50mm
	Effective Printing area	48mm
	Speed	Maximum 70mm/sec(480 dot line/sec)
	Printing resolutions	8 dots/mm
	Character	12*24dots
	Number of columns	32columns/line
	Printing head life	Pulse resistance: 100 million pulses/dot (under our standard conditions); Abrasion resistance: paper traveling distance 50km (print ratio: 25% or less)

Key features:

- 1) 128*64 LCD Display, 24 keys, menu operation interface, easy operation
- 2) Platen removal mechanism, easy loading paper and maintenance
- 3) Prints SMS message
- 4) Prints GPRS message
- 5) Standalone device, no need to connect to PC
- 6) Can keep 100 pieces SMS in memory
- 7) Can also send SMS if required
- 8) Make call(hand free)
- 9) Paper: Thermal paper roll, 58mm / 2inch wide
- 10) Character: 12*24 dots
- 11) Number of columns: 32 columns/line
- 12) Printing Head Life: Paper traveling distance 50KM

Applications:

- 1) Restaurant/Online Food Ordering/Coffee Shop/Bagel Stalls: receive order either directly from the a website dispatch
- 2) Online shop
- 3) Banking Transactions(Mobile Payment, Mobile ATM, etc.)
- 4) Hotel
- 5) Flower Shop
- 6) Football Lottery/Betting
- 7) Airtime Top-up:

- 8) Taxi Cab Receipts/Delivery Drivers
- 9) Stock Inventory/ Asset Tracking
- 10) Bill Payment(Electricity/Water/Gas,Internet/Broadband,Insurance,Charity,etc.)
- 11) Ticket Printing (Bus ticket,Carpark Tickets,Airline ticket,Movie Tiket,etc.)
- 12) Medical Test Results printing
- 13) Taxis/cab firms/delivery drivers to receive instructions on new pickups/deliveries
- 14) Any other situation where messages need to be conveyed to a remote party

Two way communication:

- (1) **For SMS mode**, it is easier operation.

customers make order via mobile phone. When the printer receives orders, it will print it out automatically. User of printer can select to confirm or reject orders, entering the delivery time (for accepted orders) or reject reasons (for rejected orders). Then the orders will be sent back to customers.

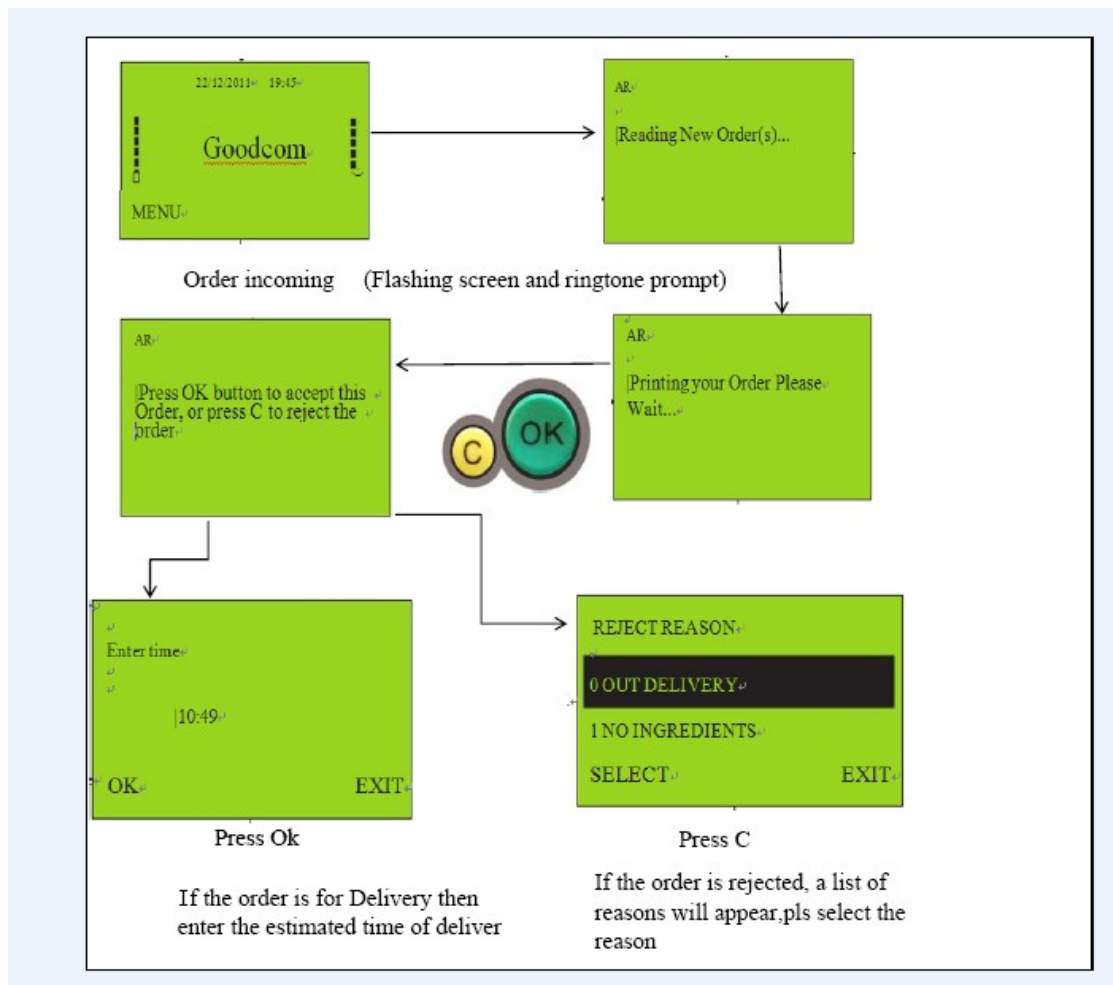
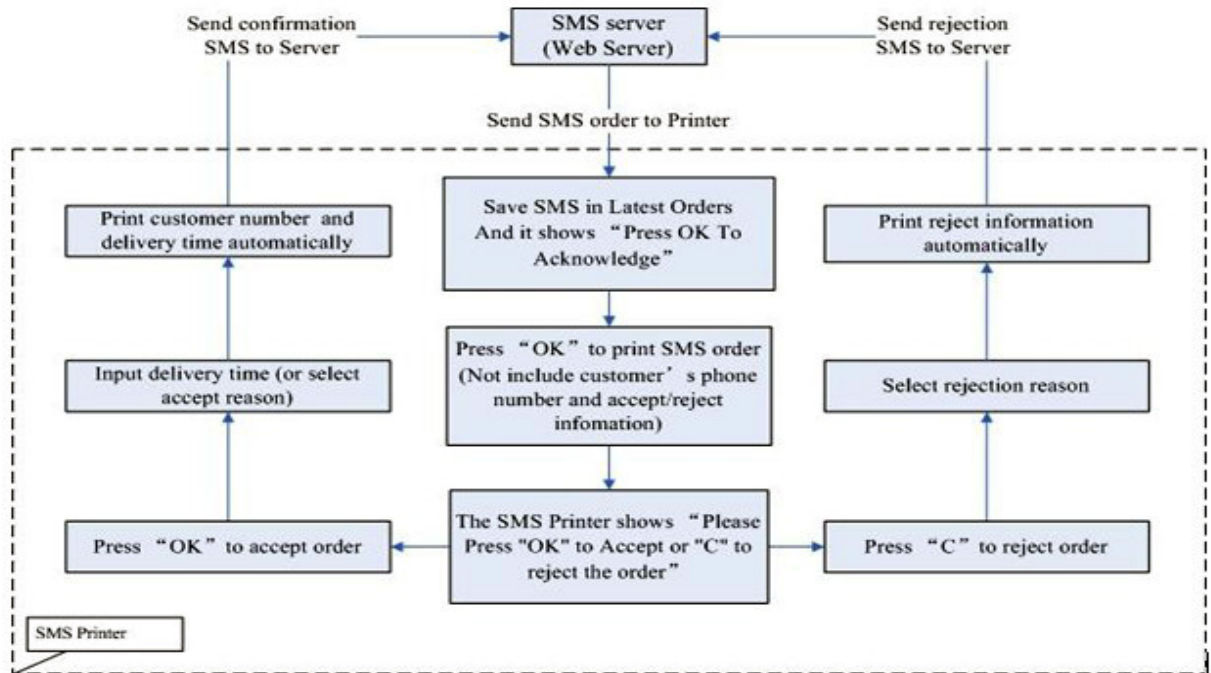
Besides, you can also install a GSM modem. Customer places their order via sms. Then, server will forward order to the SMS Printer located in restaurant kitchen. Restaurant acknowledges/prints order and specifies optional delivery time. Customer receives acknowledgement of order and expected delivery time.

- (2) **For GPRS**, it requires that you have your own website platform, including the IP, port, filepath, callback URL.

Setting some parameters (e.g. ip addr, port, filepath, callback url.) in printer, then printer will communicate with sever.To identify each device from sever, u also have to set some other parameters, such as: RES ID, login web username, login web password, etc.

As per the setting GPRS auto check interval, the printer will query the sever at regular time(according to the setting in that parameter). If sever gets order, the server will response printer to download it. When the order comes, the ringtone prompts, and order can automatically be printed out. The printer will then ask the user to confirm/reject the order., After that, the terminal wil send back the confirmation of the order via GPRS connection to the website server in order to update the website database with the order status.

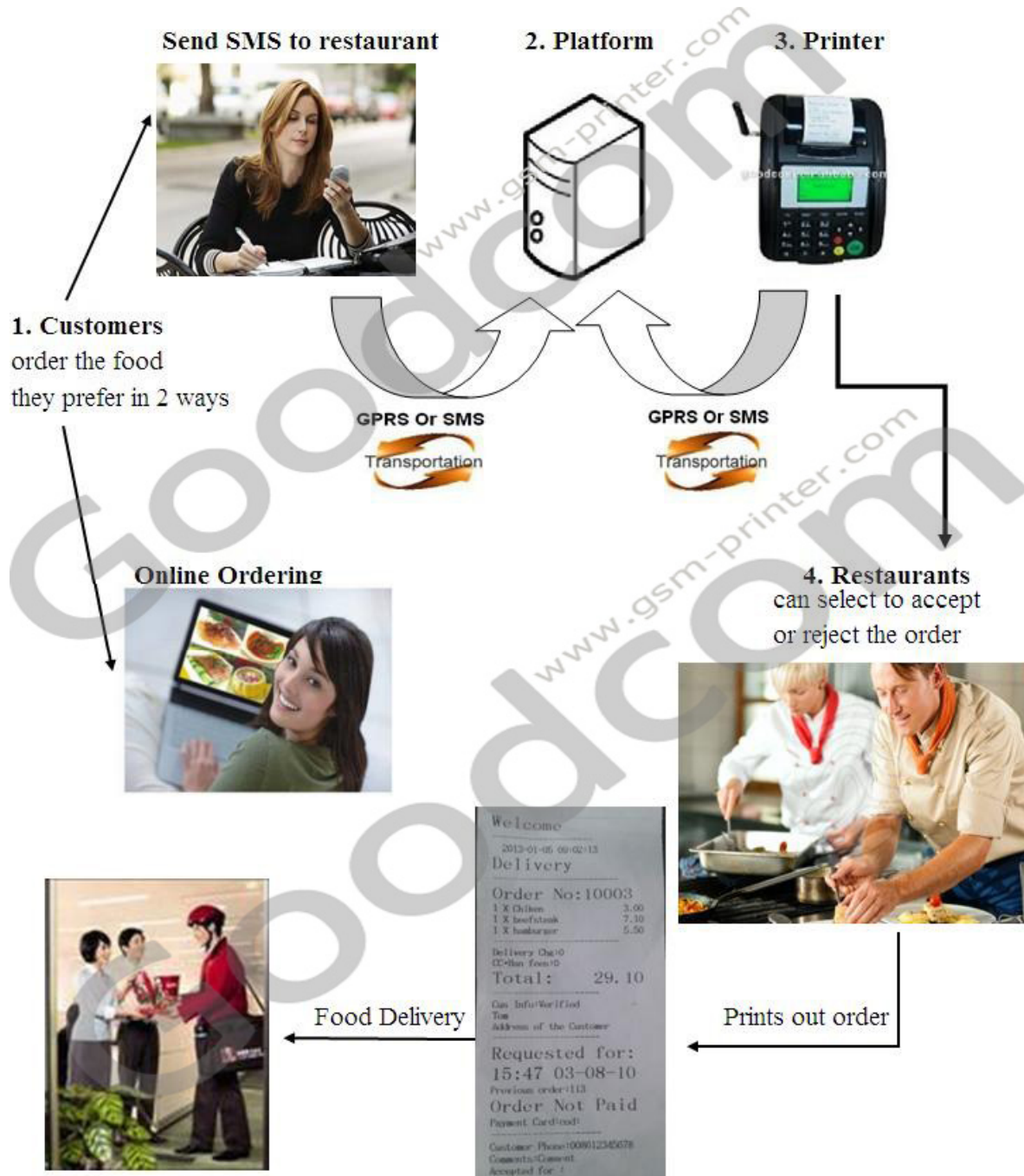
Printer working instruction: General version:



Solutions for GT5000S:

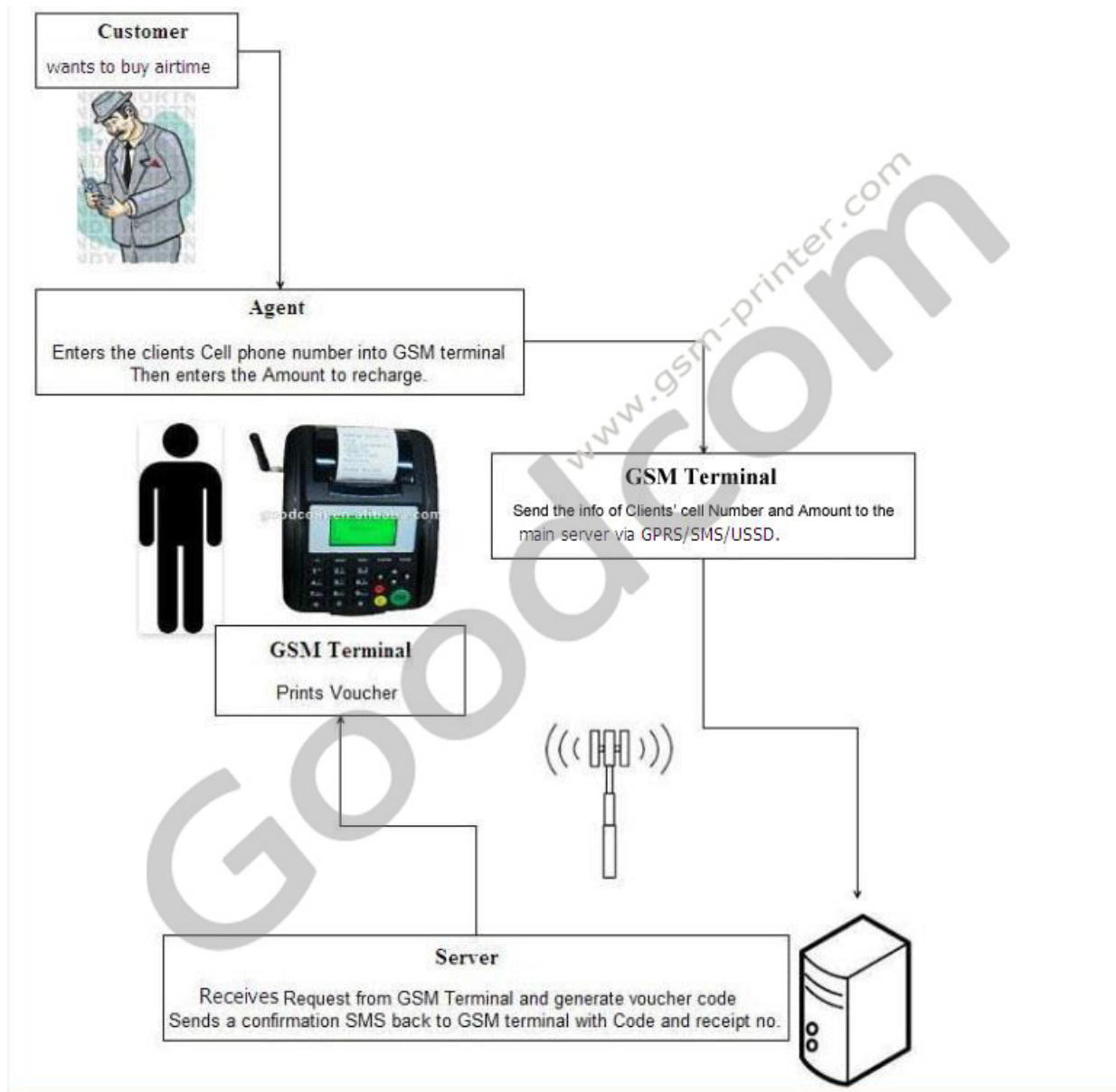
For your information, follows are two of the solutions for this terminal.
BUT the applications of this device is limitless & customizable..

1) For Food Ordering / pickup



2) For Airtime Top-up/ Mobile Recharge

a. work via GPRS/ SMS

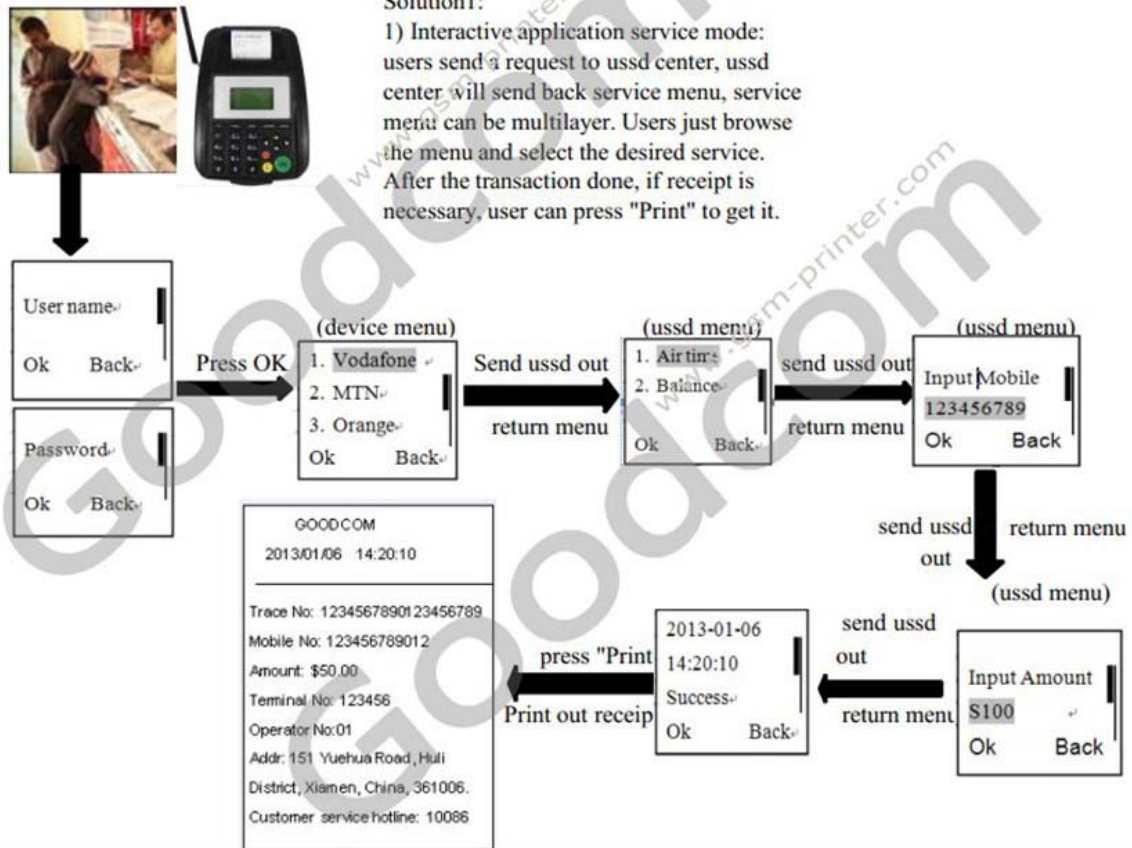


b. Work via USSD – Two modes

(Pls check next page for more details)

USSD Mode-1

Work flow of Mobile Top up



USSD Mode-2

Work flow of Mobile Top up

Solution2 :Direct USSD command application service mode

1. Client goes to agent to top up mobile phone
2. Client pay money to agent
3. Agent process the request and top up requested phone on Goodcom terminal device
4. Agent gives receipt to client when transaction is successful

